Squares

In each Squares puzzle, the rows and columns of the grid have numbers indicating how many squares are to be filled in that row or column. As you fill in the individual squares, you will sometimes find that you have filled in the four corners of a larger square. The sizes of these larger squares are given below the grid. You must fill in individual squares so that these *and only these* larger squares are created. Also, every individual square you fill in must be a corner of a larger square. In the example below, the four squares labeled "A" form a 2×2 square, the four labeled "B" a 2×2 square, the four labeled "C" a 3×3 square, and the four labeled "D" a 4×4 square.

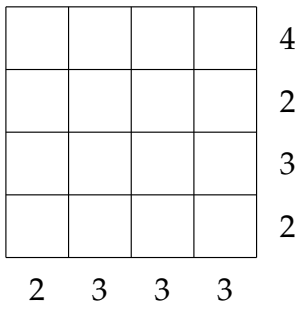

4 2 3 2

2 3 3 3

Sizes: 2 2 3 4

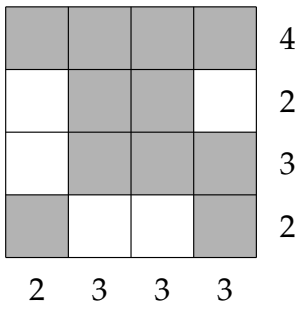

4 2 3 2

2 3 3 3

Sizes: 2 2 3 4

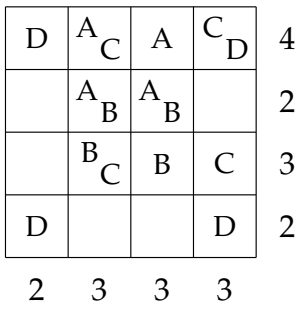

4 2 3 2

2 3 3 3

Sizes: 2 2 3 4

1.

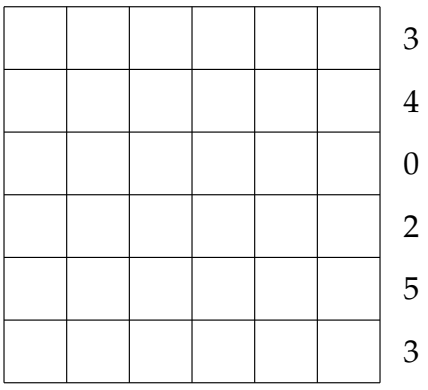

3 4 0 2 5 3

3 4 0 3 5 2

Sizes: 2 2 2 4 4 4 5

2.



2 3 2 2 3 3 4 2

3 2 3 3 3 2 2 2

Sizes: 2 2 2 6 6 7

© 2020 Vincent J. Matsko

More Squares

3.

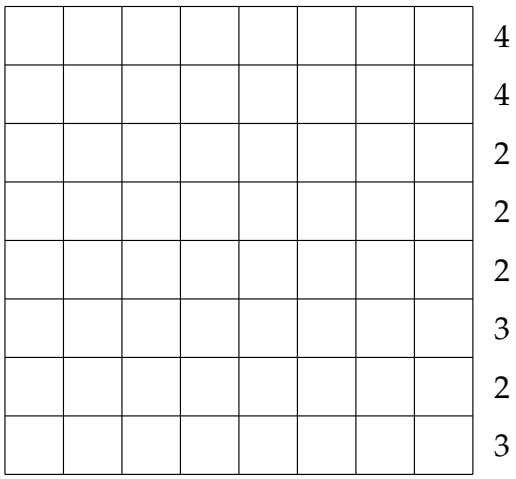

Sizes: 5 5 5 6 6 6

In this variation, the number at the end of each row and column is the *sum* of the sizes of all squares which have corners in that row or column. The sizes are left for you to determine.

4.

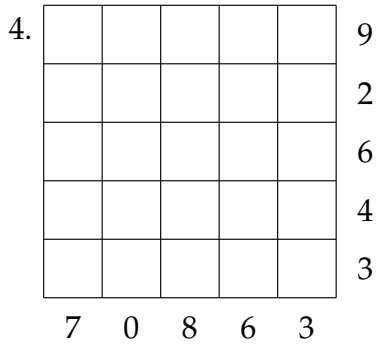

5.

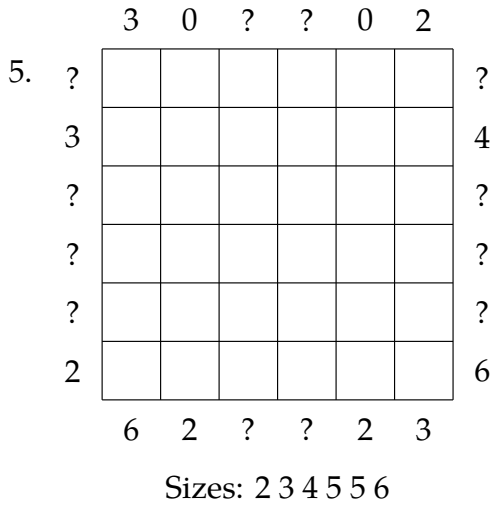

Sizes: 2 3 4 5 5 6

In this puzzle, there are numbers on either side of some of the rows and columns. The number of squares to be filled in that row or column is one of these numbers. When there is a "?" on either side of the row or column, you must deduce the number of squares to be filled in this row or column.

© 2020 Vincent J. Matsko